

SENSORFLO®

AC Powered Lavatory Faucet with Above-Counter Mixer

S-9412



GENERAL SPECIFICATION

Polished chrome plated. Brass housing and brass spout. Solenoid with built-in filter. UL/CSA approved transformer 120 VAC to 12 VDC with waterproof connectors. 120-second time out feature. Water conserving vandal-resistant flow control reduces flow to 2.2 gpm/8.4 lpm. To Meet existing ASME A112.18.1/CSA B125.1 standard.

NOTE: Stainless steel flexible supply hose(s), 3/8" compression, to supply stop(s) not included, see options below.

S-9412

Gooseneck faucet with 4" deck plate.

S-9422

Gooseneck faucet with 8" deck plate.

OPTIONS

SUFFIX	DESCRIPTION
<input type="checkbox"/> ADA	ADA handle
<input type="checkbox"/> BO	0.5 gpm flow control, vandal-resistant
<input type="checkbox"/> GB	1.5 gpm flow control, vandal-resistant
<input type="checkbox"/> HS	Two (2) stainless steel flexible supply hoses to supply stops
<input type="checkbox"/> LF	2.2 gpm laminar flow control outlet
<input type="checkbox"/> LT	Less transformer
<input type="checkbox"/> TMV	Under counter thermostatic mixing valve

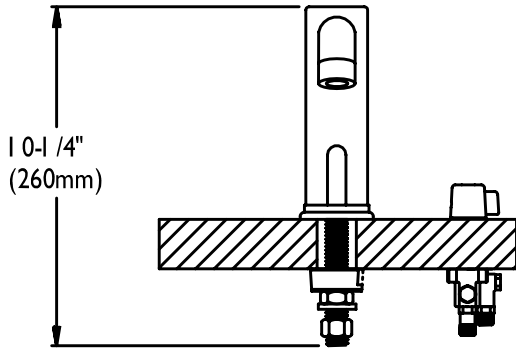
S-9422



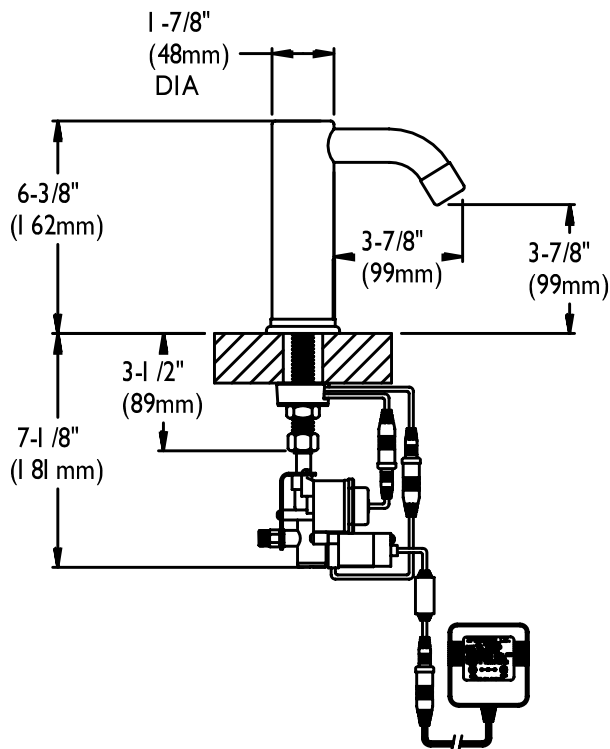
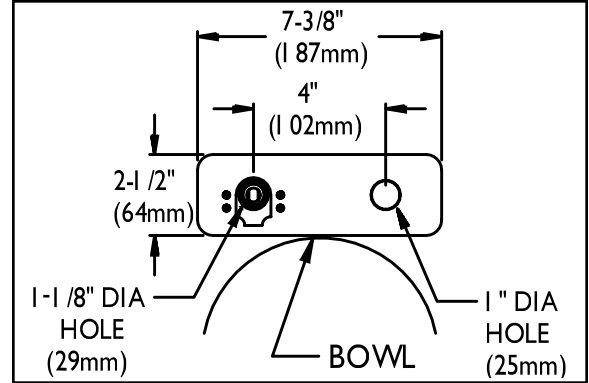
This space for Architect/Engineer approval.



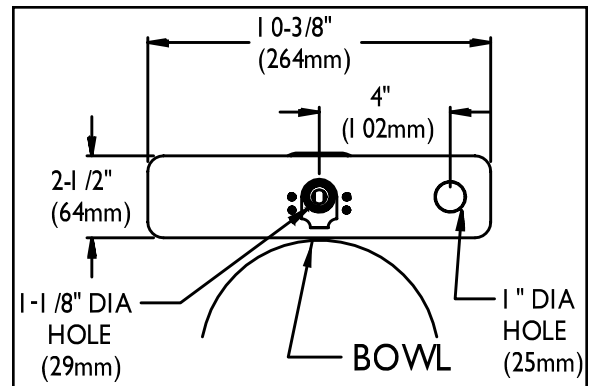
ROUGH-INS



S-9412



S-9422



NOTE: Unless otherwise specified, all inlets and outlets are 1/2" NPTF. Unless otherwise specified, all dimensions are in inches and are subject to change.