

SENSORFLO®

AC Powered Manual Override Lavatory Faucet

S-9417
S-9418



S-9427
S-9428



GENERAL SPECIFICATION

Polished chrome plated. Brass housing and brass spout. Solenoid with built-in filter. UL/CSA approved transformer 120 VAC to 12 VDC with waterproof connectors. 120-second time out feature. Water conserving vandal-resistant flow control reduces flow to 2.2 gpm/8.4 lpm. To Meet existing ASME A112.18.1/CSA B125.1 standard.

NOTE: Stainless steel flexible supply hose(s), 3/8" compression, to supply stop(s) not included, see options below.

S-9417

Gooseneck faucet with 4" deck plate.

S-9418

Gooseneck faucet with 4" deck plate, under counter mechanical mixer with built-in backflow check valves.

S-9427

Gooseneck faucet with 8" deck plate.

S-9428

Gooseneck faucet with 8" deck plate, under counter mechanical mixer with built-in backflow check valves.

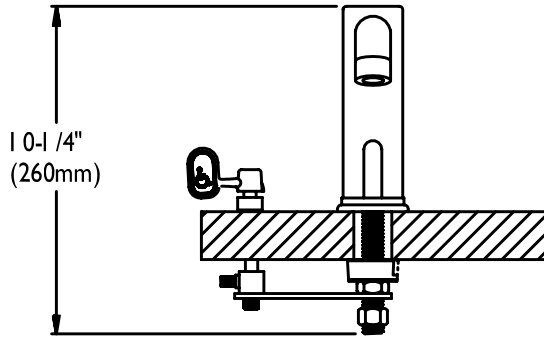
OPTIONS

SUFFIX	DESCRIPTION
<input type="checkbox"/> BO	0.5 gpm flow control, vandal-resistant
<input type="checkbox"/> GB	1.5 gpm flow control, vandal-resistant
<input type="checkbox"/> HS	Two (2) stainless steel flexible supply hoses to supply stops
<input type="checkbox"/> HTS	One (1) stainless steel hose for tempered water systems (S-9417 & S-9427 only)
<input type="checkbox"/> LF	2.2 gpm laminar flow control outlet
<input type="checkbox"/> LT	Less transformer
<input type="checkbox"/> TMV	Under counter thermostatic mixing valve (S-9417 & S-9427 only)

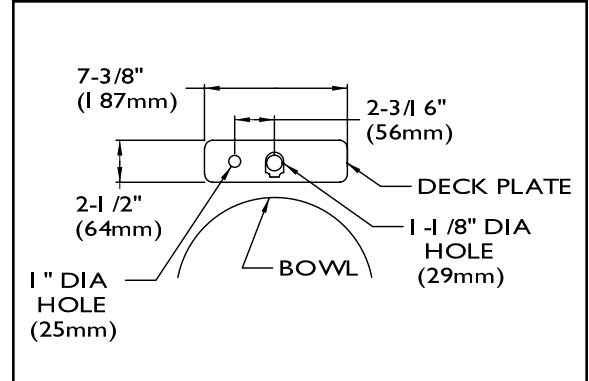
This space for Architect/Engineer approval.



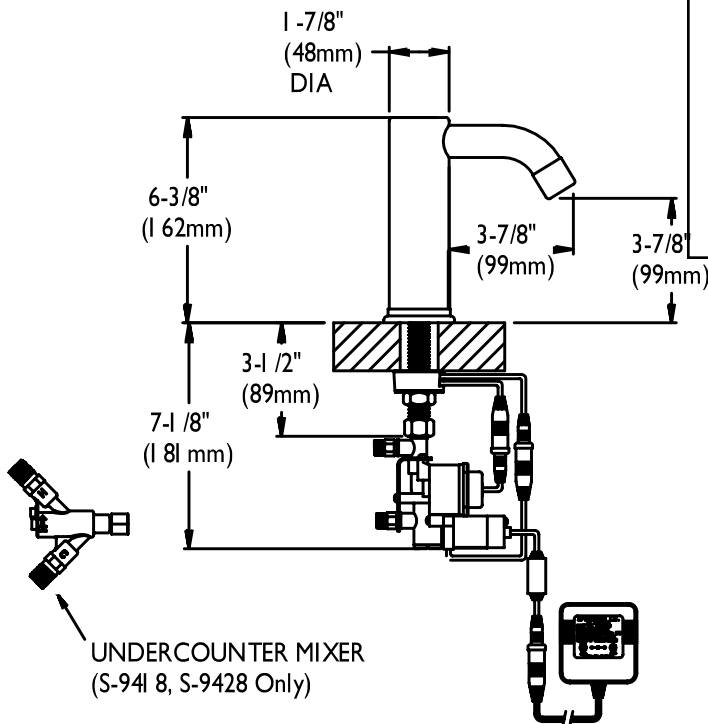
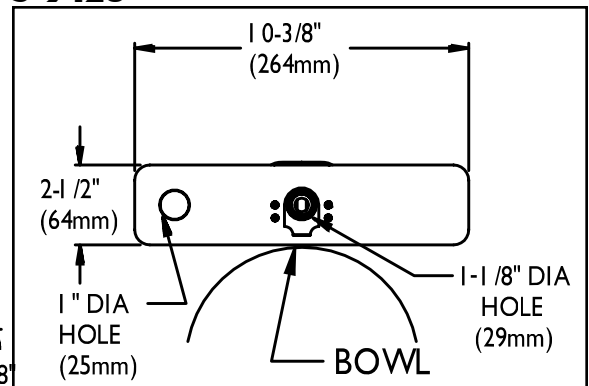
ROUGH-INS



S-9417
S-9418



S-9427
S-9428



NOTE: Unless otherwise specified, all inlets and outlets are 1/2" NPTF. Unless otherwise specified, all dimensions are in inches and are subject to change.