

S-3762



Single Lever Kitchen Faucet

GENERAL SPECIFICATION

Polished chrome plated, NSF compliant, 8" deck single lever kitchen faucet. All metal construction. Ceramic cartridge. Water conserving aerator reduces flow to 2.2 gpm/8.4 lpm. Copper tube inlets with 1/2" NPSM compression threads. Meets ASME A112.18.1/CSA B125.1 and NSF 61 standards.

S-3762

Single lever kitchen faucet.

S-3762-HS

Single lever kitchen faucet with hose and spray attachment

OPTIONS

SUFFIX	DESCRIPTION
<input type="checkbox"/> BO	0.5 gpm flow control, vandal-resistant
<input type="checkbox"/> CA**	No lead for CA AB1953 compliance
<input type="checkbox"/> GB	1.5 gpm flow control, vandal-resistant
<input type="checkbox"/> LF	2.2 gpm laminar flow control outlet, vandal-resistant
<input type="checkbox"/> VR	2.2 aerated flow control, vandal-resistant

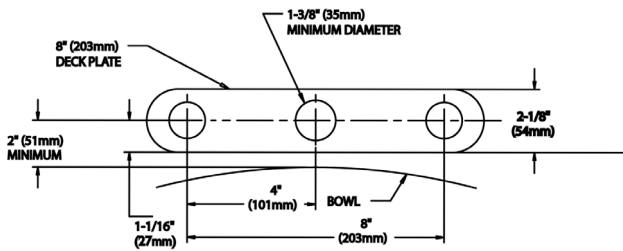
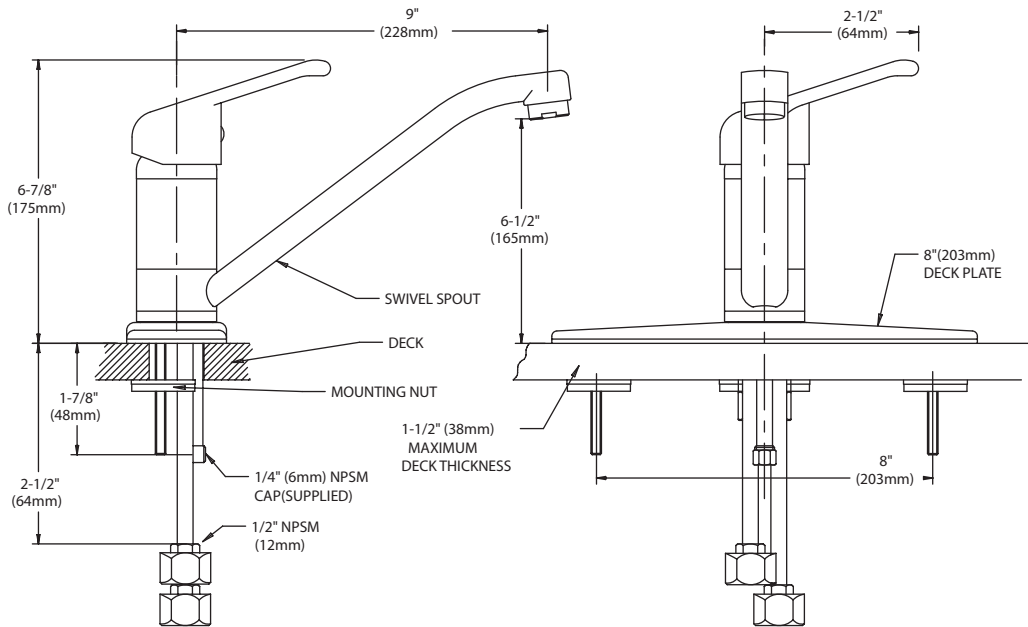
** The following options are not available with the "CA" option:
 HS (Hose & Spray), SO, TWI, VB6, VB8, ST, SW, & TMV.

This space for Architect/Engineer approval.

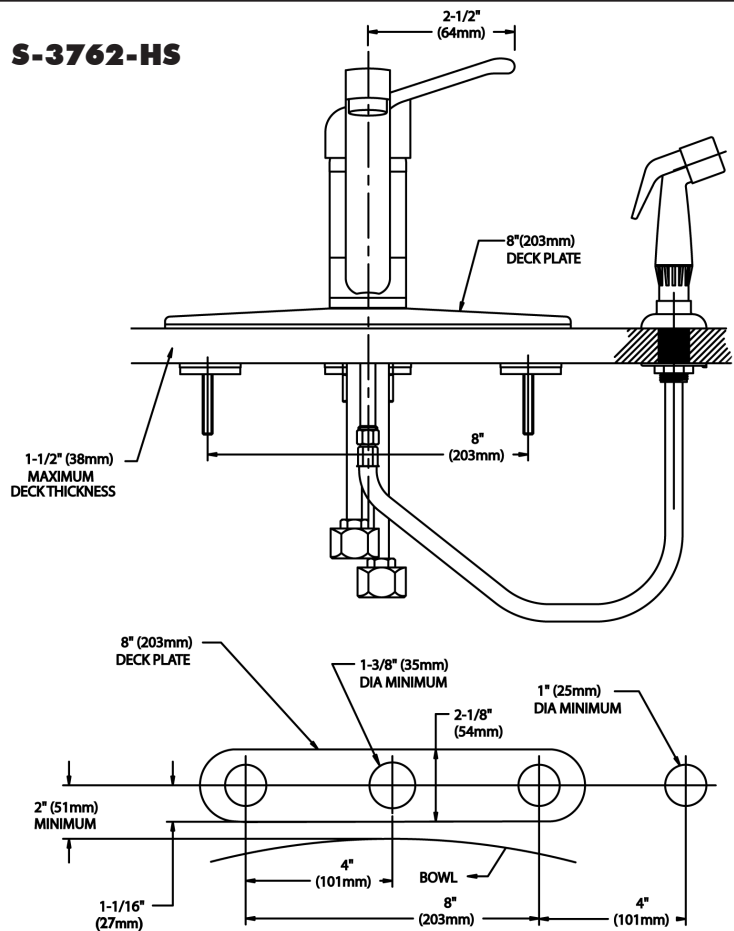


Rough-Ins

S-3762



S-3762-HS



NOTE: All dimensions are in inches (millimeters) unless otherwise specified and are subject to change without notice. Lavatory inlets are sized for coupling connections. Unless otherwise specified, all inlets are 1/2" NPSM.